

Anchor Trench @ Toe

Not to Scale



GSE Environmental, LLC
 19103 Gundle Road
 Houston, Texas 77073-3598
 800-435-2008 / 281-443-8564

NO PART OF THIS DOCUMENT MAY BE REPRODUCED OR DISTRIBUTED IN ANY FORM OR BY ANY MEANS, OR STORED IN A DATA BASE OR RETRIEVAL SYSTEM, WITHOUT THE PRIOR WRITTEN PERMISSION OF GSE Lining Technology, LLC.

DRAWN

MG

DATE

01/10/2010

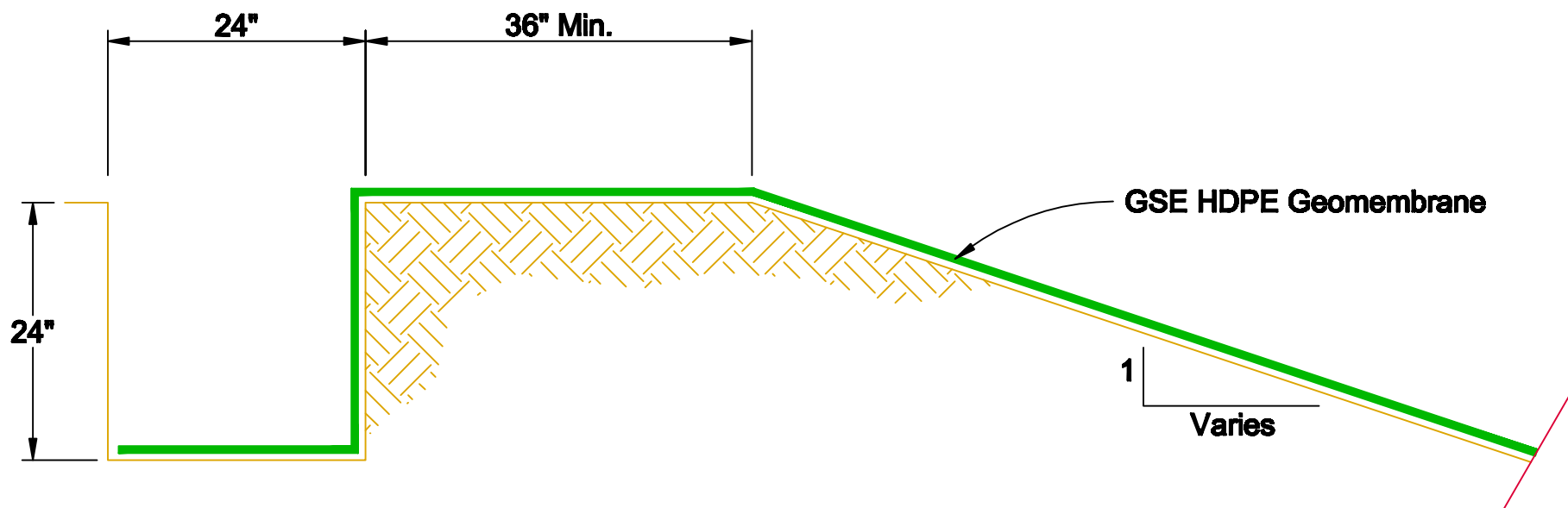
REVISION

0

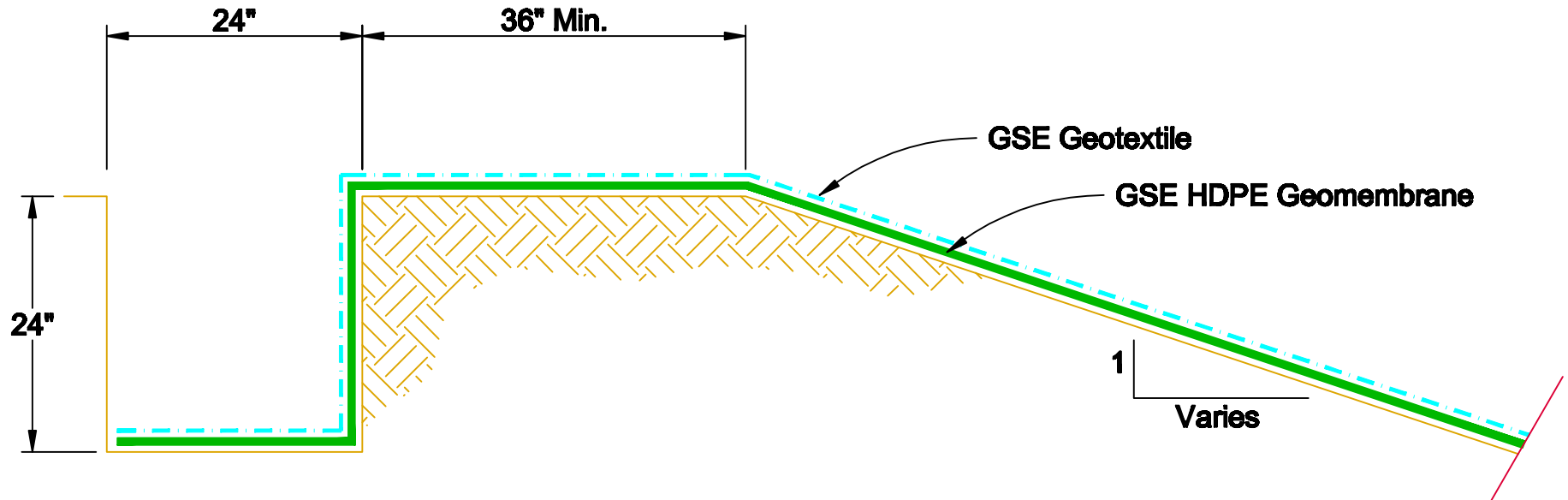
DWG. NO.

GSE-006

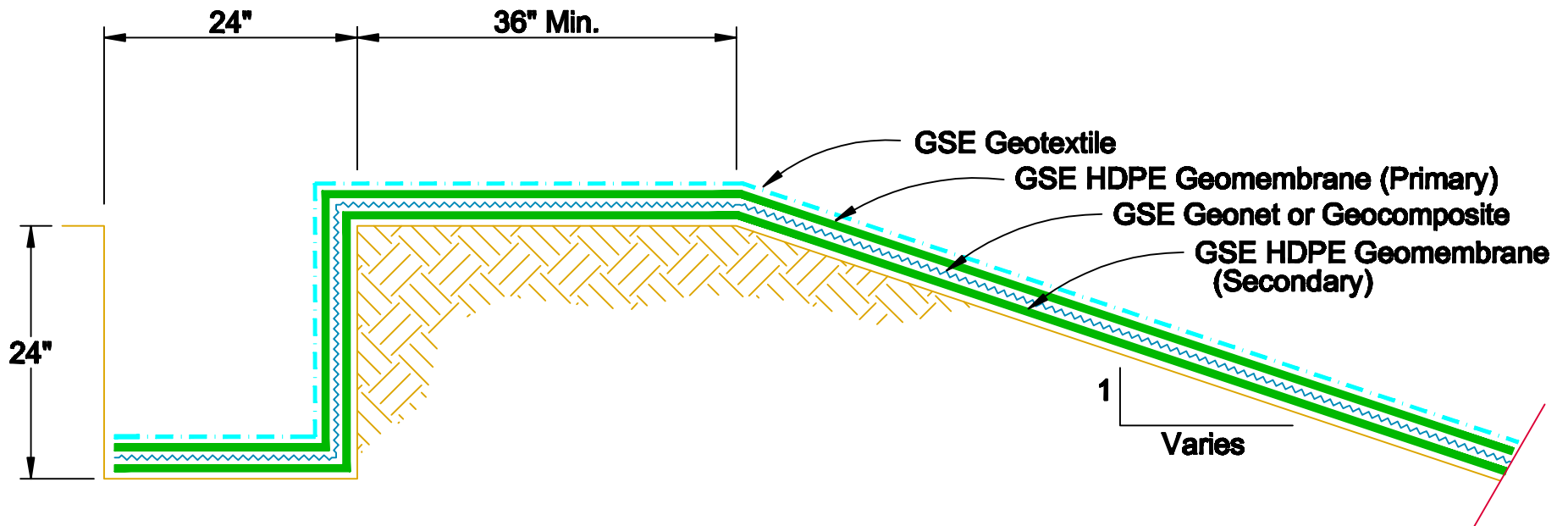
THIS IS A CONCEPTUAL DRAWING SOLELY FOR USE BY ENGINEERS AS A GENERAL GUIDELINE IN FORMULATING SITE SPECIFIC ENGINEERING DRAWINGS. NO DESCRIPTION OF MATERIALS OR THIS DESIGN CREATES OR AMOUNTS TO AN EXPRESS WARRANTY, OR IMPLIED WARRANTY OF MERCHANTABILITY OR FITNESS FOR A PARTICULAR PURPOSE.



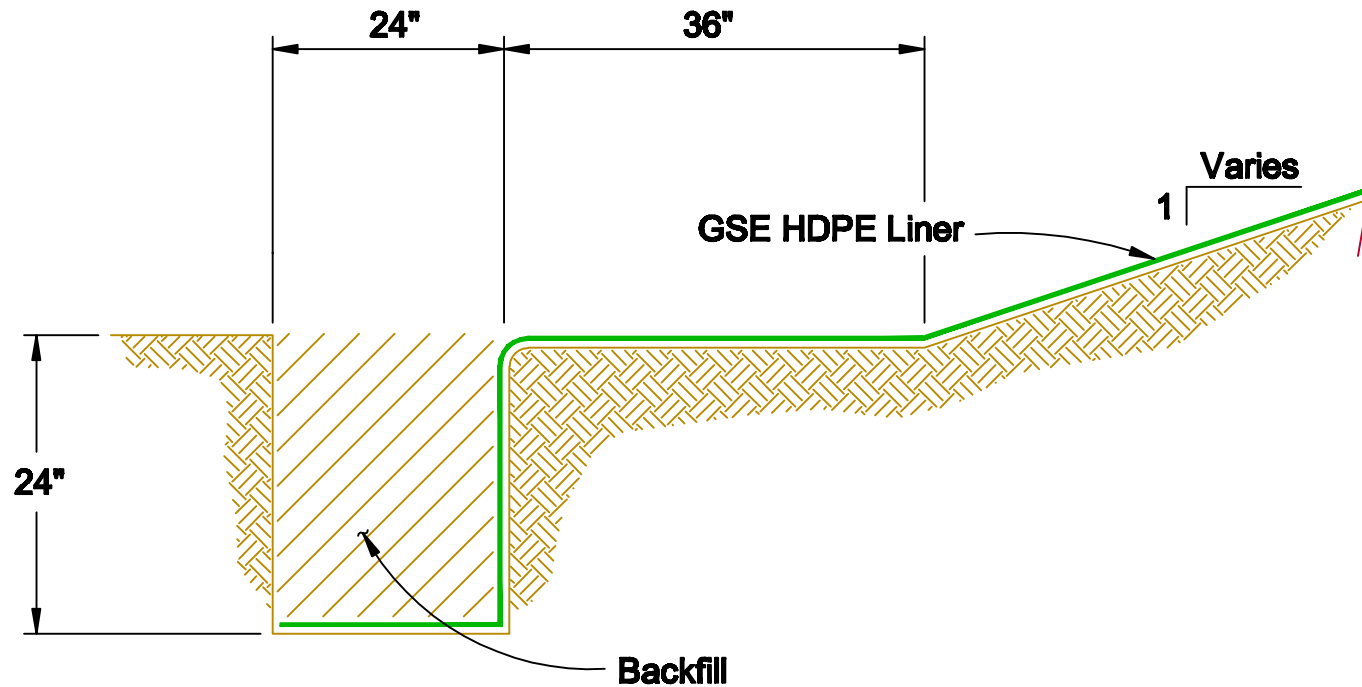
Typical Anchor Trench
 (Single Liner)
 Not to scale



Typical Anchor Trench
 (Single Liner w/Cushion Geotextile)
 Not to scale



Typical Anchor Trench
 (Double Liner w/Drainage Layer & Cushion Geotextile)
 Not to scale



Typical Cap Anchor Trench

Not to Scale



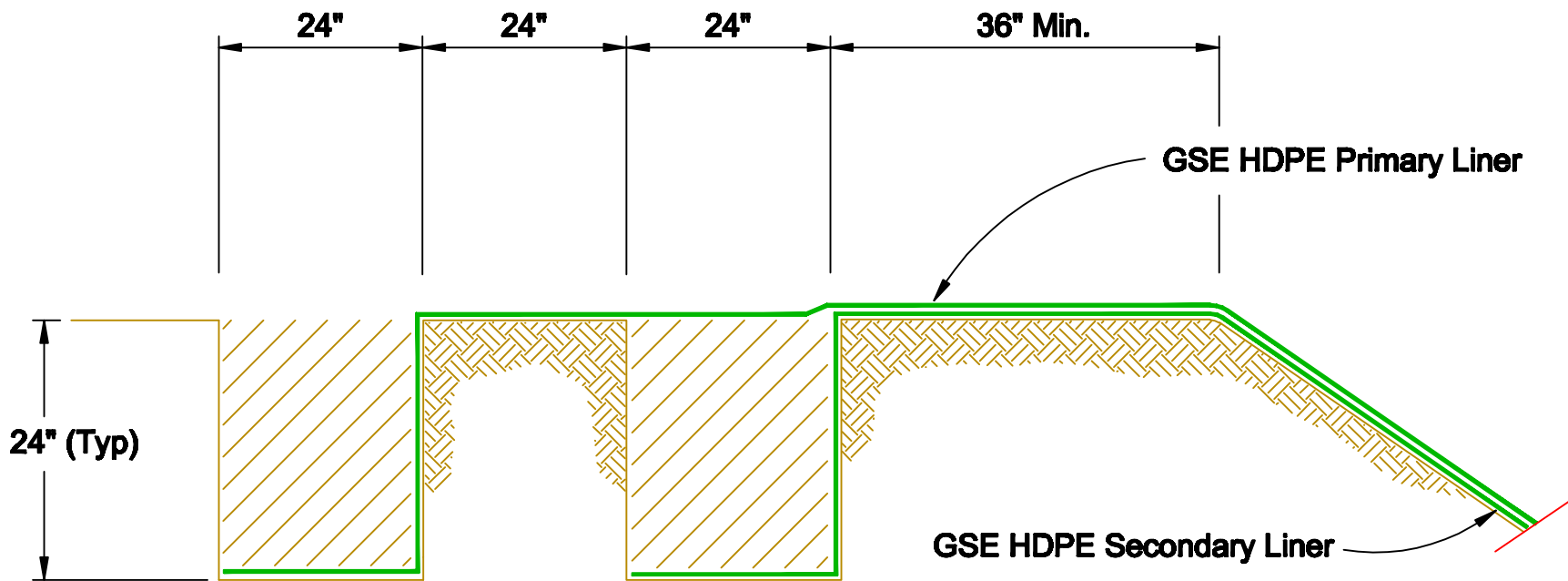
GSE Environmental, LLC
 19103 Gundle Road
 Houston, Texas 77073-3598
 800-435-2008 / 281-443-8564

NO PART OF THIS DOCUMENT MAY BE REPRODUCED OR DISTRIBUTED IN ANY FORM OR BY ANY MEANS, OR STORED IN A DATA BASE OR RETRIEVAL SYSTEM, WITHOUT THE PRIOR WRITTEN PERMISSION OF GSE Lining Technology, LLC.

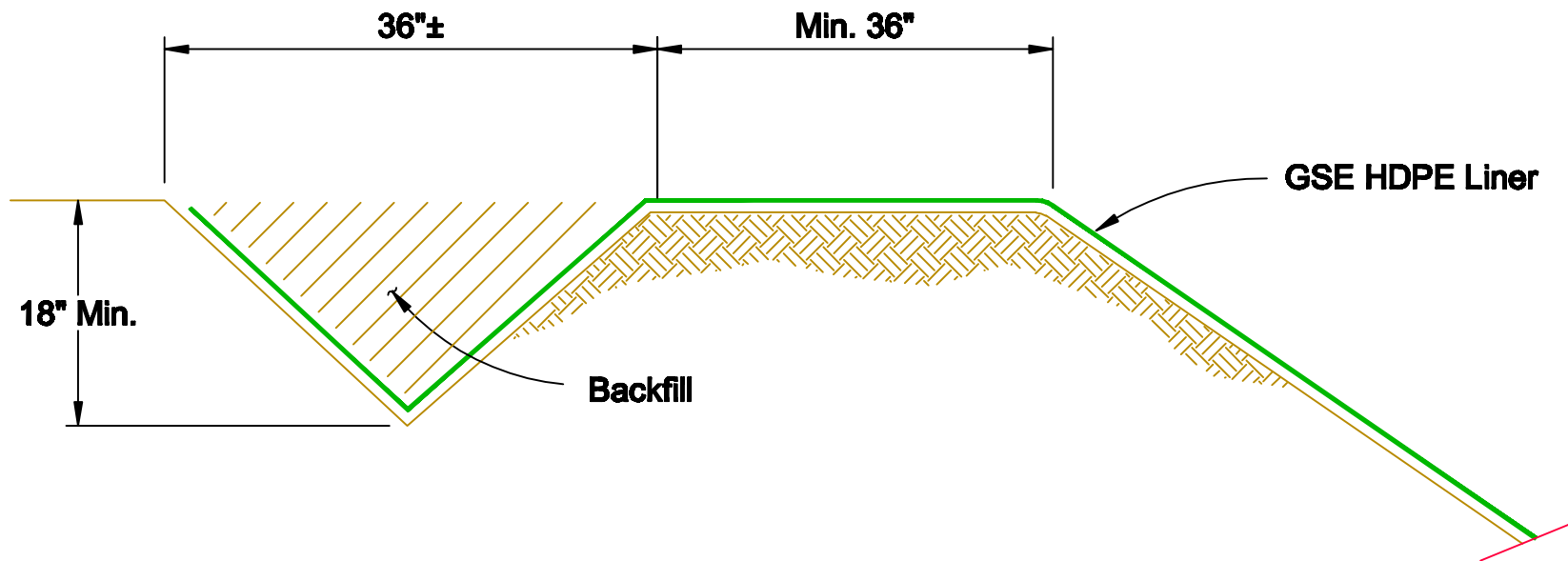
DRAWN MG DATE 01/10/2010

THIS IS A CONCEPTUAL DRAWING SOLELY FOR USE BY ENGINEERS AS A GENERAL GUIDELINE IN FORMULATING SITE SPECIFIC ENGINEERING DRAWINGS. NO DESCRIPTION OF MATERIALS OR THIS DESIGN CREATES OR AMOUNTS TO AN EXPRESS WARRANTY, OR IMPLIED WARRANTY OF MERCHANTABILITY OR FITNESS FOR A PARTICULAR PURPOSE.

REVISION 0 DWG. NO. GSE-004



Typical Double Anchor Trench
Not to Scale



V-Shaped Anchor Trench

Not to Scale



GSE Environmental, LLC
 19103 Gundle Road
 Houston, Texas 77073-3598
 800-435-2008 / 281-443-8564

NO PART OF THIS DOCUMENT MAY BE REPRODUCED OR DISTRIBUTED IN ANY FORM OR BY ANY MEANS, OR STORED IN A DATA BASE OR RETRIEVAL SYSTEM, WITHOUT THE PRIOR WRITTEN PERMISSION OF GSE Lining Technology, LLC.

THIS IS A CONCEPTUAL DRAWING SOLELY FOR USE BY ENGINEERS AS A GENERAL GUIDELINE IN FORMULATING SITE SPECIFIC ENGINEERING DRAWINGS. NO DESCRIPTION OF MATERIALS OR THIS DESIGN CREATES OR AMOUNTS TO AN EXPRESS WARRANTY, OR IMPLIED WARRANTY OF MERCHANTABILITY OR FITNESS FOR A PARTICULAR PURPOSE.

DRAWN

MG

DATE

01/10/2010

REVISION

0

DWG. NO.

GSE-007